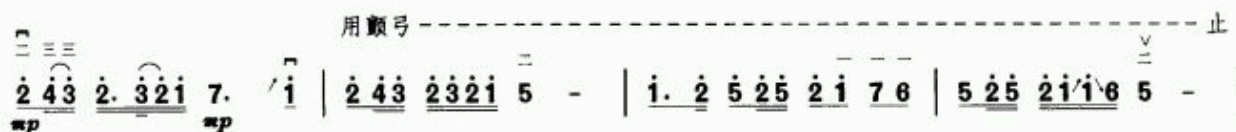
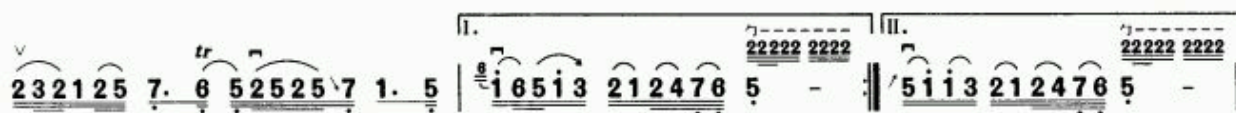
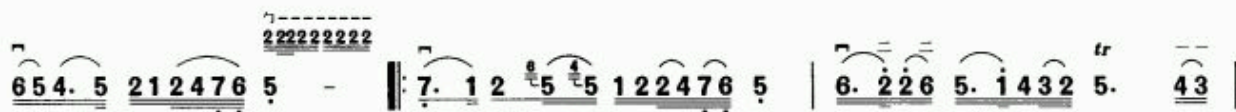
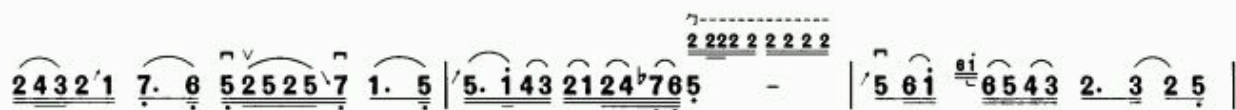
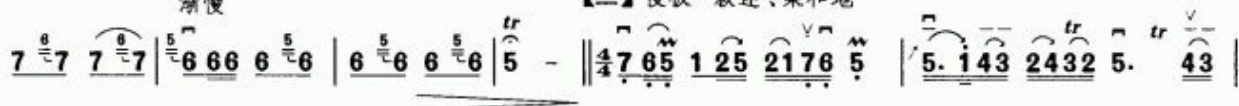


渐慢

【二】慢板 叙述、柔和地

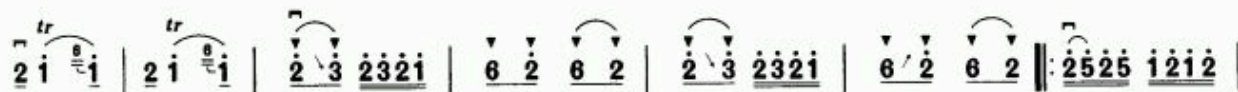


用颤弓

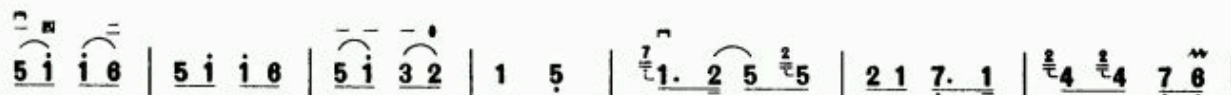
止

【三】欢快、热烈地 慢起渐快

转 1=C (2 6 弦)



转 1=G (5 2 弦)



5. $\overset{\text{tr}}{\overset{\text{v}}{\underline{\underline{5}}}}$ | 2 1 $\underline{\underline{7}} \overset{\text{tr}}{\underline{\underline{5}}}$ | 2 1 $\overset{\text{tr}}{\underline{\underline{7}} \underline{\underline{6}}}$ | $\overset{\text{tr}}{\underline{\underline{5}} \underline{\underline{6}} \underline{\underline{2}} \underline{\underline{6}} \underline{\underline{5}}}$ | 1 $\overset{\text{tr}}{\underline{\underline{5}} \dots \underline{\underline{5}}}$ | 2 1 $\overset{\text{tr}}{\underline{\underline{7}} \underline{\underline{4}}}$ | $\overset{\text{tr}}{\underline{\underline{4}} \underline{\underline{4}} \underline{\underline{7}} \underline{\underline{6}} \underline{\underline{5}}}$ |

$\overset{\text{tr}}{\underline{\underline{6}} \underline{\underline{5}} \underline{\underline{4}} \underline{\underline{5}}}$ $\underline{\underline{2}} \underline{\underline{1}} \underline{\underline{7}} \underline{\underline{1}}$ | 5 $\overset{\text{tr}}{\underline{\underline{2}} \underline{\underline{4}}}$ | $\overset{\text{tr}}{\underline{\underline{5}} \underline{\underline{1}} \underline{\underline{6}}}$ | $\overset{\text{tr}}{\underline{\underline{5}} \diamond -}$ | $\overset{\text{tr}}{\underline{\underline{5}} \diamond -}$ | $\overset{\text{tr}}{\underline{\underline{5}} \diamond -}$ | $\overset{\text{tr}}{\underline{\underline{5}} \diamond \overset{\text{tr}}{\underline{\underline{7}} \underline{\underline{6}}}}$ |

$\overset{\text{tr}}{\underline{\underline{5}} \overset{\text{tr}}{\underline{\underline{6}} \underline{\underline{1}}}}$ $\overset{\text{tr}}{\underline{\underline{6}} \underline{\underline{1}} \overset{\text{tr}}{\underline{\underline{6}} \underline{\underline{1}}}}$ | $\overset{\text{tr}}{\underline{\underline{6}} \underline{\underline{1}} \backslash \underline{\underline{4}} \underline{\underline{5}}$ | $\overset{\text{tr}}{\underline{\underline{2}} \underline{\underline{2}} \underline{\underline{2}} \underline{\underline{2}} \underline{\underline{2}} \underline{\underline{2}}}$ | $\overset{\text{tr}}{\underline{\underline{0}} \underline{\underline{2}} \underline{\underline{2}} \underline{\underline{0}}$ | $\overset{\text{tr}}{\underline{\underline{1}} \dots \underline{\underline{6}} \underline{\underline{5}} \underline{\underline{1}}$ | $\overset{\text{tr}}{\underline{\underline{2}} \underline{\underline{4}} \underline{\underline{5}}$ | $\overset{\text{tr}}{\underline{\underline{2}} \underline{\underline{2}} \underline{\underline{2}} \underline{\underline{2}} \underline{\underline{2}} \underline{\underline{2}}}$ |

$\overset{\text{tr}}{\underline{\underline{2}} \underline{\underline{2}} \underline{\underline{2}} \underline{\underline{2}} \underline{\underline{2}} \underline{\underline{0}}$ | $\overset{\text{tr}}{\underline{\underline{0}} \overset{\text{tr}}{\underline{\underline{6}} \underline{\underline{5}} \overset{\text{tr}}{\underline{\underline{6}} \underline{\underline{6}}}}$ | $\overset{\text{tr}}{\underline{\underline{5}} \overset{\text{tr}}{\underline{\underline{6}} \underline{\underline{5}} \overset{\text{tr}}{\underline{\underline{6}} \underline{\underline{6}}}}$ | $\overset{\text{tr}}{\underline{\underline{5}} \overset{\text{tr}}{\underline{\underline{6}} \underline{\underline{5}} \overset{\text{tr}}{\underline{\underline{6}} \underline{\underline{6}}}}$ | $\overset{\text{tr}}{\underline{\underline{5}} \overset{\text{tr}}{\underline{\underline{6}} \underline{\underline{1}} \overset{\text{tr}}{\underline{\underline{6}} \underline{\underline{1}}}}$ | $\overset{\text{tr}}{\underline{\underline{5}} \overset{\text{tr}}{\underline{\underline{6}} \underline{\underline{1}} \overset{\text{tr}}{\underline{\underline{6}} \underline{\underline{1}}}}$ | $\overset{\text{tr}}{\underline{\underline{5}} \overset{\text{tr}}{\underline{\underline{6}} \underline{\underline{1}} \overset{\text{tr}}{\underline{\underline{6}} \underline{\underline{1}}}}$ |

$\overset{\text{tr}}{\underline{\underline{5}} \overset{\text{tr}}{\underline{\underline{6}} \underline{\underline{1}} \overset{\text{tr}}{\underline{\underline{6}} \underline{\underline{1}}}}$ | $\overset{\text{tr}}{\underline{\underline{5}} \overset{\text{tr}}{\underline{\underline{6}} \underline{\underline{1}} \overset{\text{tr}}{\underline{\underline{6}} \underline{\underline{1}}}}$ | $\overset{\text{tr}}{\underline{\underline{5}} \overset{\text{tr}}{\underline{\underline{6}} \underline{\underline{1}} \overset{\text{tr}}{\underline{\underline{6}} \underline{\underline{1}}}}$ | $\overset{\text{tr}}{\underline{\underline{5}} \diamond -}$ | $\overset{\text{tr}}{\underline{\underline{5}} \diamond -}$ | $\overset{\text{tr}}{\underline{\underline{6}} \underline{\underline{1}} \diamond -}$ | $\overset{\text{tr}}{\underline{\underline{1}} \diamond -}$ |

$\overset{\text{tr}}{\underline{\underline{2}} \diamond -}$ | $\overset{\text{tr}}{\underline{\underline{2}} \diamond -}$ | $\overset{\text{tr}}{\underline{\underline{4}} \diamond -}$ | $\overset{\text{tr}}{\underline{\underline{4}} \diamond -}$ | $\overset{\text{tr}}{\underline{\underline{5}} \diamond -}$ | $\overset{\text{tr}}{\underline{\underline{5}} \diamond -}$ |

说明：1. 本曲原是以陕西地方戏曲“碗碗腔”为素材创编的中音板胡曲。描写人民欢迎抗日红军凯旋归来的欢腾情景。中段委婉深情、真挚感人，表达了军民鱼水之情。

2. 演奏时需注意陕西民间音乐的律制特点，往往4比 $\sharp 4$ 低，比原位4高；7比 $\flat 7$ 高，比原位7低。通过此曲可学习姊妹艺术的技法，如压弦滑音、滑揉、垫指滑音、左手快速拨弦等等，以丰富二胡的表演艺术。

(舒 昭注释)